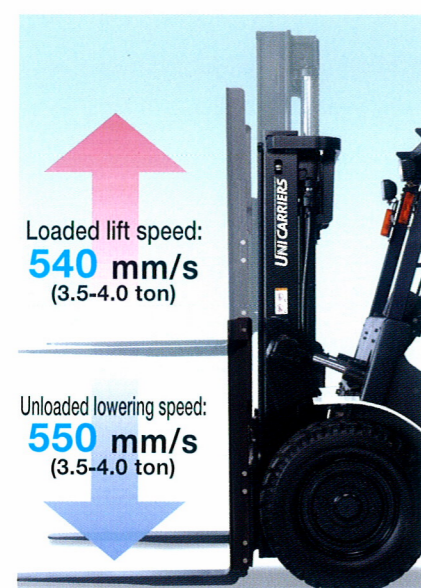


EXCELLENT MANEUVERABILITY

1 Class-leading lift speed

The diesel 3.5 ton and 4.0 ton lift trucks offer a lift speed of 540 mm/s under load, the fastest lift speed in its class. When unloaded, the forks lower at a speed of 550 mm/s, substantially improving load handling efficiency.



2 2-speed automatic transmission is standard on all models of trucks with an automatic transmission


The 2-speed automatic transmission automatically selects the appropriate forward gear based on accelerator pedal effort. You do not have to change gears manually, which makes starting and acceleration smoother and improves work efficiency. The 1F5 Series delivers excellent maneuverability for load handling at a variety of work sites, including ports and container terminals.

Maximum Diesel 3.5-4.0 ton traction when loaded:

33.3 kN

3 Trucks with an automatic transmission come with a three-mode selection switch

You can select the automatic transmission gearshift pattern according to your working conditions with the flick of the switch.




D	Normal mode
1	Gradient mode
Dopt	High-speed mode

ENHANCED OPERATOR COMFORT

1 Low-vibration, low-cost, 6-cylinder S6S engine

The environmentally-friendly engine complies with worldwide Tier 2 emissions requirements. Its new pre-chamber combustion system offers cleaner exhaust emissions while giving the truck extra power and speed.



Rated output: 64.7 kW(88 PS) at 2300 r.p.m.	Maximum torque: 284 N·m(29 kgf·m) at 1600 r.p.m.
---	--

2 Single Control Lever (Option)

Our original Single Control Lever allows for simultaneous lifting and tilting operations, for greater productivity (double control levers are also available).




3 Auto-glow system (Diesel engine trucks)

When the starter switch is turned ON, the glow indicator turns on and the engine is automatically preheated. When the engine has been preheated sufficiently, the glow indicator goes out on the instrument panel to inform the operator that the engine can be started.



4 Electric shift lever (trucks with an automatic transmission)

The electric shift control lever provides easy selection of forward or reverse with a single touch of the lever.




5 The light switch is combined in the turn signal lever


The light switch is built into the turn signal lever, for greater convenience. Also, the turn signal lever automatically returns to neutral when the steering wheel is returned to the straight-ahead position.



6 Spacious foot well is neat and trim

The entrance to the operator's seat and the safety step have been widened and enlarged for easier entry and exit. The tilt cylinders are covered so that the foot well is neat and trim.





GREATER SAFETY

1 Forward visibility has been improved

The wide mast, with wider lift chain spacing, makes the view forward less cluttered, to enhance safety and improve productivity.



2 Neutral safety mechanism

The neutral safety mechanism prevents the engine from being started unless the directional control lever is in the neutral position. This prevents the truck from moving abruptly when the starter switch is turned on. The neutral safety mechanism is standard on both automatic and manual transmission trucks.

3 High-mount stop lamps

The stop lamps are installed at the rear on the top of the overhead guard to provide improved visibility to nearby workers or other vehicles behind the truck, thus offering added safety in the workplace.



4 Engine hood with an automatically-locked stay damper

The engine hood has an automatically-locked, gas-spring stay damper to allow the operator open and close the hood easily. This fail-safe stopper prevents the hood from closing unexpectedly, ensuring safe inspection of components under the hood.



5 Safety seat with side supports

The safety seat, with suspension and reclining functions, features high sides and back to hold and balance the operator's body securely when working on steep grades or side slopes and it also serves also as a grip when mounting and dismounting. The seat belt has an emergency locking retractor (ELR) function for enhanced safety. The seat also has a convenient document pocket on the rear of the seat back.



HIGH DURABILITY

1 Rigid differential and axles

Rigid differential and axles ensure excellent operating performance under severe working conditions. Their strength and durability are well suited to heavy-duty work in a variety of tough working conditions, including ports.



2 Oil-filled lift cylinders

The lift cylinder piston rods are filled with hydraulic oil to improve the durability of the lift cylinders.

3 Torque converter with cooling fins (trucks with an automatic transmission)

The torque converter oil is cooled more efficiently by the cooling fins, to improve the durability of the clutch packs.

4 Oil-filled clutch is standard (trucks with a manual transmission)

The clutch disc is cooled by oil from a pump, to reduce clutch disc wear.

5 Aluminum radiator

The one-piece molded aluminum radiator offers substantially improved cooling efficiency and higher joint reliability, contributing to better performance and improved durability of the engine.

