



7000 Series *Reach-Fork*® Truck

The best ...
got better.



RAYMOND
Above. And beyond.®
www.raymondcorp.com

Optimize operator productivity.

Discover a totally new concept in lift trucks with the 7000 Series *Reach-Fork*® Trucks by Raymond.

Optimize the productivity of your operators with a truck that delivers unparalleled performance and reliability.

This truck offers Raymond's exclusive *ACR System*™ — a combination of AC technology and ergonomics.

As the largest selling *Reach-Fork* truck in North America, the 7000 Series offers features that help operators work with maximum efficiency in narrow aisles; store and retrieve loads with precision and at unprecedented heights; and make your operations more productive than ever.

Raymond® trucks give operators quicker acceleration and smoother direction changes for more efficiency. With an AC-powered truck, you will get superior performance throughout the shift.

Ergonomic designs match the operator's natural motions, making work easier and more efficient. The Raymond Universal or Bidirectional Stance with secondary control handle allows the operator to face the direction of work,

whether handling pallets or traveling, for more comfort, productivity and visibility.

Additional ergonomic features include an open view mast to give operators visibility like no other truck; Vertical Hold to allow operators to select fork height; a Weight Height Load Display to inform operators of the truck's maximum load capacity; and the *Vantage-Point*™ System with level line to assist operators in handling and placing loads at lift heights from 372" to 444".



RAYMOND
Above. And beyond.®



Exceptional performance and value.

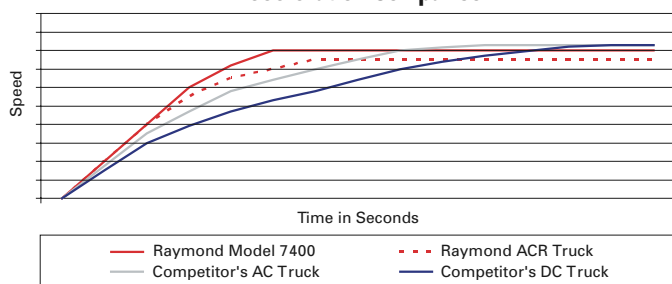
It all starts with our exclusive *ACR System*.

Exceptional performance.

The *ACR System* combines the speed and efficiency of AC traction and lift; smooth, responsive control; and exceptional ergonomics. Together, they give you all these advantages:

- **Reliable AC power** for 24/7 performance, plus quiet, smooth, precision traction and lift.
- **Faster acceleration and smoother direction changes** for more efficiency.
- **Ergonomic**, operator-friendly cabin and controls.
- **Better ride and load handling** with our patented A-frame and steered idler.

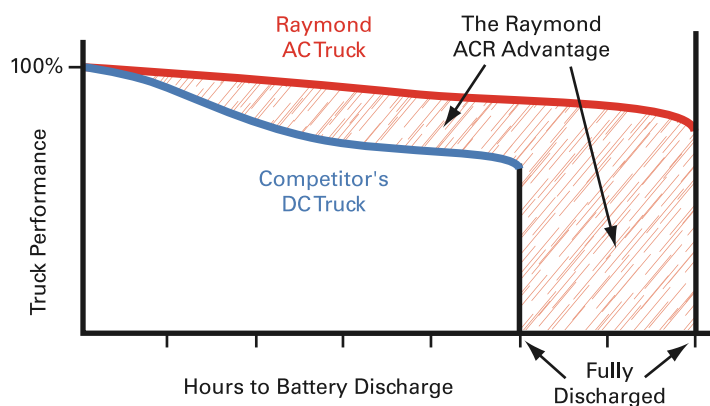
Acceleration Comparison



Increased energy efficiency.

The Raymond *ACR System* delivers more runtime per battery change. You also experience significantly less reduction in truck performance as the battery discharges. This extends the truck's peak performance longer into the shift.

Performance as Battery Discharges



Real cost savings.

Expect ease of maintenance with fewer component parts to service and replace. That means lower maintenance costs and less downtime.

Annual Maintenance Comparison

DC Motors	AC Motors
Parts <ul style="list-style-type: none">• Brush Sets• Spring Sets• Commutators	Parts <ul style="list-style-type: none">• No Brush Sets• No Spring Sets• No Commutators
Labor <ul style="list-style-type: none">• Monthly Cleaning• Removing Carbon Dust• Monthly Brush Inspections• Replacing Brushes & Springs• Servicing Commutators	Labor <ul style="list-style-type: none">• No Monthly Cleaning• No Carbon Dust• No Brushes• No Brushes & Springs• No Commutators

Heavy-duty Mast and Load Handler

Large frame and heavy-duty bearings for long-lasting rigidity.

Open View Mast

No center cylinder to block the operator's visibility.

Optional Digital Height-Tilt Indicator

Digital readout shows height of forks and condition of tilt. Ideal for lift heights above 240".

Display Panel

Provides more feedback to the operator with real-time data, including battery charge, time and weight on forks.

High-efficiency AC Lift

Reliable AC power for 24/7 performance, plus quiet, smooth precision lift.

Integral Side Shift

Allows the operator to move pallets left or right for faster, more efficient stacking.

Longer Battery Life

The Raymond *ACR System* delivers more runtime per battery charge, extending the truck's performance longer into the shift.

Bolt-on Wheel Plates with Floating Articulation

Allows for easy load wheel replacement and improved ride quality.

AC Traction

Offers smooth, responsive control with speed and efficiency.

Single-axis Control Handle

Designed for comfort in a natural 'shake hands' configuration.

Optional Secondary Control Handle

With Universal Stance, the driver can face forward with a clear view when handling and storing pallets, and face the direction of travel when moving tractor-first.

Exclusive A-frame Suspension

Patented A-frame features an exclusive steered idler wheel that automatically aligns with the drive tire to eliminate caster snap that jars the truck, the load and the operator.

Operator Compartment

Wide, roomy operator compartment and low step height make getting on and off the truck feel easy and natural.

Ductile Iron Baselegs

Strong ductile iron baselegs ensure reliable load support.



Designed with **your** needs in mind.

Logical, intuitive controls

allow easy command of functions.

The single-axis control handle is designed for comfort in a natural 'shake hands' configuration. Simply push forward and the truck moves forward. Pull back and the truck reverses. The handle is easy to learn and use; it provides simultaneous control of travel, lift, load handling and horn.



Smooth, precise handling

with Raymond full-time traction and steering alignment. Our patented A-frame features an exclusive steered idler wheel that automatically aligns with the drive tire to eliminate caster snap that jars the truck, the load and the operator.




Unique open view mast is a clear breakthrough

and is designed for unprecedented visibility. It's perfect for rack interface work. No center cylinder blocks the operator's vision. The operator can clearly see the baselegs, load and rack. The open view mast allows faster, more efficient operation and increases situational awareness for the driver.



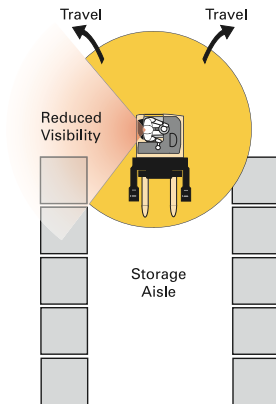
More comfort and control

are provided by our spring suspension and patented inertial dampener that reduce shocks and sways before they reach the operator's compartment or the load. In addition, a thick floor cushion provides shift long comfort for the operator's feet. The wraparound compartment offers multiple lean points and plenty of leg room.

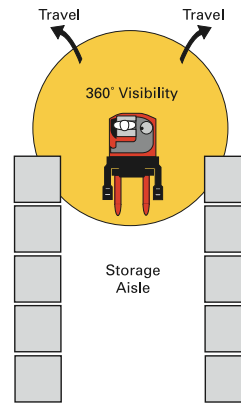


Bidirectional

Sidestance designs reduce visibility up and down the aisle, and when exiting the aisle.



Universal Stance provides 360 degree visibility.



Bidirectional operation — face in the direction of the work.

With Universal Stance, the driver can face forward with a clear view when handling and storing pallets, and face the direction of travel when moving tractor-first. By always facing the direction of work, operators are more alert and productive in busy, high-traffic warehouses.

And with today's trend toward higher racks, the Universal Stance allows operators to comfortably look straight up when storing and retrieving loads — without twisting their necks, as in sidestance trucks.



Bolt-on Wheel Plates with Floating Articulation.

Allow for easy load wheel replacement and improved ride quality. Strong ductile iron baselegs ensure reliable load support.

Operator Compartment.

Wide, roomy operator compartment and low step height make getting on and off the truck feel easy and natural.



Improved Ergonomics and Comfort.

Changing positions — when changing direction of travel — makes ergonomic sense. By regularly shifting positions, the operator reduces fatigue, increases comfort and lessens the chance of injury from compound muscle movements. In addition, multiple lean points provide comfortable support during travel.



Customized for your applications.

Faster travel speed — up to 8 mph

Ideal for applications covering long distances.

Secondary Control Handle

Mounted at the rear for added convenience and comfort during tractor-first travel.



Cold Storage Conditioning

All-temperature oil facilitates use from freezers to ambient warehouse environments.

Height-Tilt Indicator

Digital readout shows height of forks and condition of tilt. Ideal for lift heights above 240".



For cold storage jobs, rely on *Raymond* freezer-tested trucks.

If you're working in refrigerated warehouses, blast freezers or other cold storage environments, you need rugged, proven equipment. You can count on *Raymond* trucks.

We test our trucks in our fully functional cold storage facility. It replicates the harshest conditions you'll encounter. So we can prove the performance of our systems in extreme cycles of freezing and thawing.

***Vantage-Point* System**

Allows the operator to see the load and rack opening, especially at extended heights.



Weight Height Load Display

Informs operators on the weight and load capacity of the truck.

Vertical Hold

Allows operators to select fork height.



Extended Mast

The 7000 Series offers masts with lift heights up to 444" on both reach and *Deep-Reach*® configurations.

Our *ThermaKit*™ system improves operator comfort and productivity.

Keeping your operators comfortable in cold conditions is the key to productivity. Raymond's *ThermaKit* system is the solution. Proven at our test facility, this system includes a heated control handle with substantial padding. This allows operators to wear lighter gloves, increasing mobility. In addition, a heated floor cushion keeps their feet warm, while reducing frost buildup inside the operator's compartment.

With the 7000 Series, you get extra performance, increased productivity and lower cost of maintenance. Look at the features that come as standard equipment.

Standard Features on all 7000 Series trucks

- *ACR System* for faster, smoother operation and less maintenance
- Programmable performance to suit almost any application
- Unique open view mast design for exceptional visibility
- 36" load backrest for better load stability
- Smooth hydraulics for more precise load control
- Side removal battery access with polymer slides
- Integral side shift
- Mast lift heights up to 444"

Options available for the 7000 Series trucks

- Faster travel speeds — up to 8 mph
- Secondary control handle mounted at the rear for added convenience and comfort during the tractor-first travel
- Cold storage conditioning — all temperature oil facilitates use in freezers and ambient warehouses
- *ThermaKit* with heated control handle and heated floor cushion increase operator comfort and reduce frost buildup inside the operator's compartment

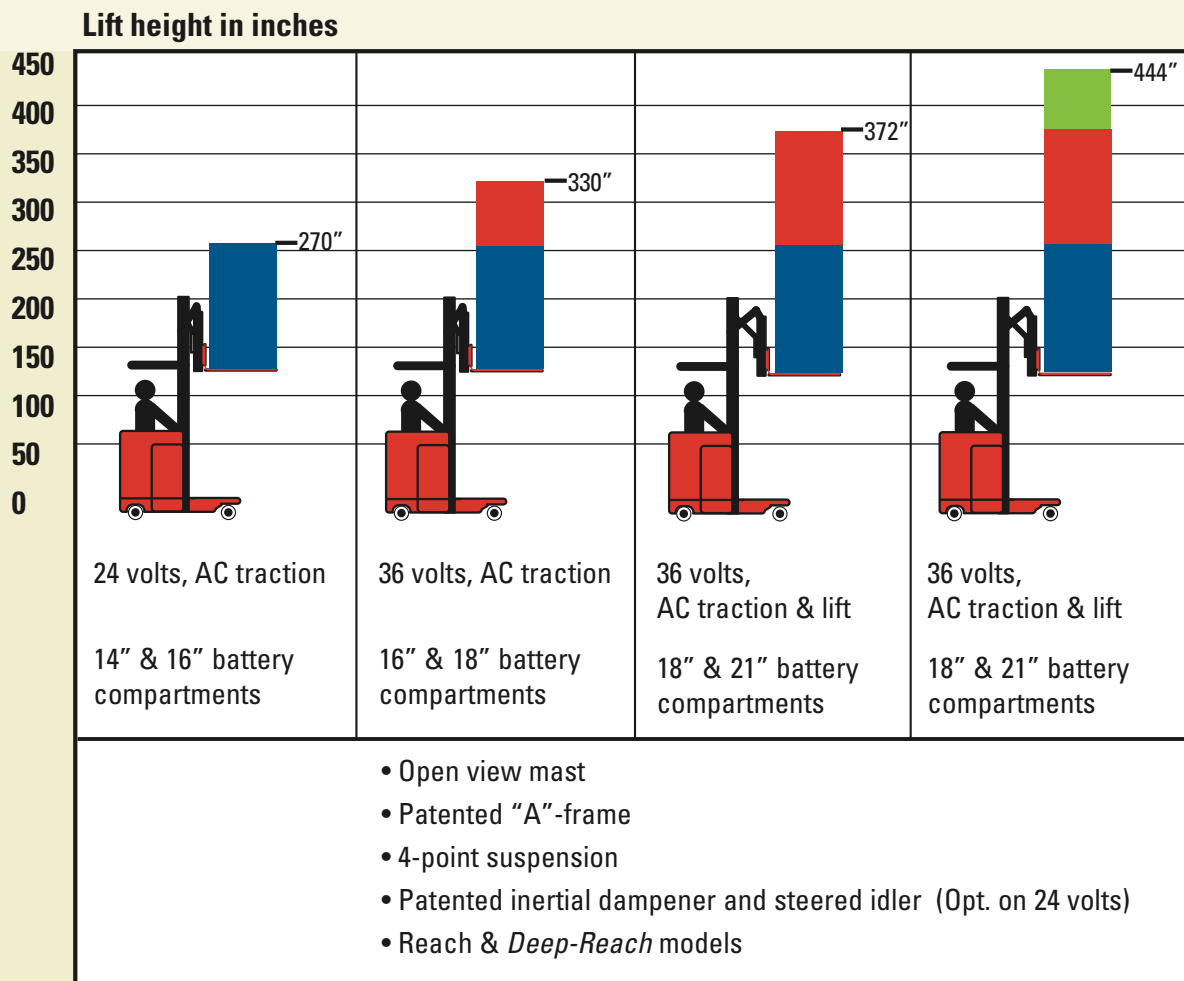
- *Vantage-Point System* — with visible level line helps the operator see the load and rack opening especially at heights over 370"
- Vertical Hold allows operators to select various programmable pre-set fork heights using the control handle
- Weight Height Load Display informs operators of truck's weight and load capacity
- Dockstance configuration for dock application; when compared with fixed position sidestance trucks, Raymond's Dockstance design provides more operator room and improved comfort



Choose the right *Reach-Fork* truck for you.

Discover a totally new concept in lift trucks with the 7000 Series *Reach-Fork* trucks. Optimize the productivity of your operators with a truck that delivers unparalleled performance and reliability.

Raymond offers several high-performance reach truck configurations to match your individual needs. Just check this chart and ask your Raymond Dealer for more details.



Capacities available from 2,500 pounds to 4,500 pounds.

Consult your Raymond Dealer.





Due to continuous product improvement, specifications are subject to change without notice. Some systems and features shown are optional at extra cost.

Above. And beyond., ACR System, Deep-Reach, Reach-Fork, Raymond, ThermaKit and Vantage-Point are U.S. trademarks of The Raymond Corporation.

©2006 The Raymond Corporation. Greene, N.Y. Printed in USA.
SIPB-0109 906CT-25

RAYMOND
Above. And beyond.®

The Raymond Corporation
P.O. Box 130
Greene, New York 13778-0130
Toll free 1 (800) 235-7200
Fax 1 (607) 656-9005

www.raymondcorp.com